









**1. Please identify your role.**

		Response Percent	Response Count
Parent of student currently enrolled in Mascoutah School District.		94.4%	642
Parent of student who has graduated from Mascoutah School District		11.3%	77
Community Member		6.8%	46
	Other (please specify)		27
		<b>answered question</b>	<b>680</b>
		<b>skipped question</b>	<b>7</b>




**2. Do you feel students in this district are academically challenged by the current grading scale?**

		Response Percent	Response Count
Yes		81.1%	550
No		18.9%	128
		Comment:	212
		<b>answered question</b>	<b>678</b>
		<b>skipped question</b>	<b>9</b>

**3. What impact do you believe the current grading scale has on college admissions for students in this district?**

		<b>Response Percent</b>	<b>Response Count</b>
Positive Impact		18.8%	127
Negative Impact		72.1%	486
No Impact		9.1%	61
	Comment:		224
	<b>answered question</b>		<b>674</b>
	<b>skipped question</b>		<b>13</b>

**4. What impact do you believe the current grading scale has on scholarship opportunities students in this district?**

		<b>Response Percent</b>	<b>Response Count</b>
Positive Impact		16.6%	112
Negative Impact		73.5%	496
No Impact		9.9%	67
	Comment:		183
	<b>answered question</b>		<b>675</b>
	<b>skipped question</b>		<b>12</b>

**5. Which grading scale do you feel is best for students in this district?**

		<b>Response Percent</b>	<b>Response Count</b>
Current Grading Scale	<input type="checkbox"/>	13.1%	88
<b>10 Point Grading Scale</b>	<input checked="" type="checkbox"/>	<b>81.9%</b>	<b>551</b>
Does not matter/Undecided	<input type="checkbox"/>	5.1%	34
Other (please specify)			152
		<b>answered question</b>	<b>673</b>
		<b>skipped question</b>	<b>14</b>